


CATS Newsletter

Vol. 13 No. 9 - 10
Mar. - Apr. 1996

The Capital Area
Timex/Sinclair Users
Group



The New England Sinclair QL Users Group (NESQLUG) Hosts: The Fourth North American QL Show

“QLBoston”

Saturday, May 18th, 9 AM until 5 PM The show will be located in Bedford, Massachusetts, just 15 miles NW of Boston. Bedford, and the two bordering of towns of Lexington and Concord, contain many historical sites and museums, including the sites of the first battles of the American Revolution, Minuteman National Park, Louisa May Alcott house, Walden Pond, the Henry Thoreau house, and many others.

The QL Show will be held at the:
Bedford Ramada Inn,
340 Great Road,
Bedford, Massachusetts 01730
Tel: In US (800) 228-2828 or (617) 275-6700
Fax: 617 275-3011

A block of 25 rooms has been reserved for Friday and Saturday the 17th & 18th of May, 1996, for those attending the show, at reduced price of just \$49 per night - 1 or 2 persons, and \$10 more for an additional person. This price also includes an 'all you can eat' American style buffet breakfast. Please mention the 'QL show' when you call, in order to get this special price. Additional nights are \$59 per night, for 1 or 2 people. Rooms must be reserved not later than April 27th, Three weeks prior to the meeting.

If you reserve a room at the Ramada by April 27th, you may pay the \$5 entry fee at the show. If you don't plan to stay at the Ramada, please send the \$5 check, by May 10th, to:

Gary Norton
43 Richardson St.,
Billerica, MA 01821 USA
E-mail : norton@prevline.health.org
Tel : (508) 667-2048

Contact Gary, if you would also like a packet of maps and tourist information.

The entry fee on the day of the show, will be \$7.

THE AGENDA

Friday, 17 May (Optional) Meet in Ramada Inn Lounge at 7 PM, to share rides to the Willow Pond Restaurant in Concord, an informal Pub that offers meals starting under \$5 and twin lobster dinners for \$14.95.

Saturday, 18 May

8:00 AM Meeting room on the 3rd floor of Ramada Inn, opened for vendors
9:00 - Noon General Meeting- Coffee and Tea will be provided.
Noon - 1:00 Meeting Room closed for lunch break. (NOTE : Only sandwiches are available for lunch at the Ramada Inn, but there are a variety of eating places near the meeting location.)

1:00 - 4:40 General Meeting.

4:30 - 5:00 Vendors remove equipment from room.

Numerous valuable QL hardware/software doorprizes will be given away all day !

6:00 - 6:30 Reception - 2nd floor Banquet Room: Cash Bar open all evening.

6:30 - 7:45 The QL Banquet (see below!).

7:50 - 9:00 A QL Quorum - a panel of knowledgeable volunteers will (try to) answer your questions from the floor, and offer opinions. Evening ends with a folk song sing-along, general discussions, and elbow bending until they throw the stragglers out at midnight.

Sunday, 19 May

Continued on page 2...

From the Editor:

We're still at Hyattsville!

April and March meetings were on, and both meetings produced fruitful afternoons of discussion and learning.

April will be the next Paste-up Month. Bring the articles you'd like to see in the newsletter and I'll pick them up to include in the newsletter. Or post them to the club address on the Internet (see back page).

Get Well Soon! Bob Diggs has been dealing with his heart again. Get well notes may be sent via snail mail, or to

rd0007@epfl2.epflbalto.org

From page 1...

9:00 AM - ? QLunch - at Dorothy and Al Boehms', 33 Selfridge Rd, Bedford. Several QLs and QXLs will be set up in separate rooms for demos and discussions. Coffee, tea, and donuts in the morning. Cold cut buffet sandwiches, for lunch. Leave only when you have to.

The Saturday Night QL Banquet

The cost is \$19.95, and seating will be limited to the first 60 people making reservations. Contact Gary Norton to reserved your seat, no later than May 10th. If you stay at the Ramada Inn, you may pay for the Banquet when you arrive. If not please send a check, made out to Gary Norton, also by May 10th.

The Banquet Menu

Fruit cup and Garden salad
Boiled Boston Scrod (a tasty white meat fish)
or
Baked chicken with Supreme Sauce
with
Roasted Potatoes and Green Beans
Almondine
and
New England Shortcakes with Strawberries


The following vendors and QL notables have indicated they are planning to come:

Stuart Honeyball.....Miracle Systems
Jochen Merz.....Jochen Merz Software
Urs Konig.....COWO Eiectronica
(Switzerland)
Frank & Carol Davis.....Mechanical Affinity and
UPDATE Magazine
Bill Cable.....Wood and Wind Computing
Roy Wood.....Q Branch
Bob Dyl.....IQLR

Others that are trying to make arrangements to come include : Tony Firshman and Lou Reeves
John and Val Taylor - from Quanta
Bill Richardson - from W. N. Richardson & Co.
Albin Hessler - from Alben Hessler Software.

Bill Cable - is the designated vendor and "point-of-contact:"

RR3 Box 92,
Cornish, NH 03745 USA
E-mail : bcab@prevline.health.org
Tel : (603) 675-2218



A NEW HOUSE FOR THE QL

by

LeBaron H. Washington

After years of tolerating various components of my "QL system" and all of the interconnecting cables associated therewith, occupying most of the space on my desk, I decided it was time to take action.

At this point the "system" consisted of the following:

The QL (in the lower half of its case.)
Two 5 1/4" floppy disk drives,
Two 3 1/2" ED floppy disk drives.
One 540 Meg IDE hard disk drive.
One AT style keyboard.
One Expansion Board
One Super Gold Card.
One Qubbesoft IDE disk driver card.
One Faulkenberg keyboard interface.
One Hayes compatible 2400 Baud modem.
One overworked QL power supply.
And one 250W PC switching PSU. (to power the drives)

My intention was to someday incorporate this collection of hardware into a TOWER case -, and life would be beautiful and I could again see the top of my desk.

To move this project ahead, I purchased a "Mini Tower" case, measuring 13 1/4" high by 7 1/8" wide and 16 1/8" long. I knew it would be a close fit to accommodate the QL mother-board but thought it a possibility.

The new case had a spot-welded inner structure designed to support the PC motherboard oriented vertically, and the satellite plug-in boards inserted from the back. It became immediately apparent that the inner structure had to go. At the front of the case (behind the plastic trim panel), there was a separate bracket which extended from the approximate mid-point vertically to the bottom of the case. This bracket carried the loudspeaker which was supplied with the case. It was necessary to remove the bottom portion of this bracket so that the QL motherboard could extend into the cavity behind the plastic front trim panel.

The cage designed to support the back end of the PC expansion boards projected in towards the center of the case and would interfere with the "Powered Backplane" of the QL. This was removed. The case as received had a circular opening in the back panel which I believe was provided for the PC keyboard connector to plug into the motherboard. I made an adapter plate to fit over this opening and supported a seven circuit circular DIN receptacle which is the connection for a RGB monitor. On the back towards the other side at about the same height, I put a hole approximately 5/8" in diameter to mount another circular DIN connector, this one being a 5 circuit connector for the keyboard cable.

This Tower Case has on the front panel the power on/off switch; openings for two 3 1/2" Floppy Drives, and

two 5 1/4" Floppy Drives, an LED display showing the CPU operating frequency; a reset switch, a turbo switch, a key lock switch, and LED pilot lights for Power(ON), Turbo, and HDD access. To date I have not connected the Lock switch or the Turbo switch.

The motherboard was removed from its case and the 5 Volt regulator, its heat sink, the standoff post and the socket for the regulator were removed from the board. A jumper was soldered into the board between the pad for pin one of the regulator and the pad for pin three of the regulator. This was installed on the bottom (or trace) side of the board. The reason for doing this is that the whole system will be powered by the 250W PC switching power supply. The reset switch was removed (desoldered) from the board and pins made of brass wire were formed in a "L" shape where the short leg will be soldered into the PC board and the long leg will plug into the connector on the leads from the front panel "Reset" switch. The pins are bent to conform to the pin spacing of the connector on the reset switch leads. There are six solder pads associated with the switch. Two of these are electrically inactive.

```

0 0
0 0----->
          TO FRONT PANEL RESET SW.
0 0----->

```

RESET SWITCH PADS

VIEW FROM TRACE SIDE OF MOTHERBOARD

I decided to mount the motherboard on stand-off insulators spaced 3/8" up from the bottom of the Tower Case. The idea for doing this was to avoid a lip turned up at the bottom of the opening at the front of the case and to provide space for running wires under the motherboard if necessary as well as to allow the passage of cooling air under the motherboard. I used three commercially available nylon threaded stand-off insulators and three specially made threaded delrin stand-off insulators. The delrin insulators were made with a shoulder and a 3/16" diameter projection about 1/32" long to fit the three 3/16" holes in the motherboard. All of the stand-off insulators were threaded through with a 6-32 NC thread. In addition to the six stand-offs, I made six delrin pylons which were located under the center of the six socketed chips (20 pins or more). These pylons were fastened to the bottom of the Tower case, but not fastened to the motherboard. The purpose of these is to minimize destructive flexing of the motherboard during chip removal or insertion. The 3 pin socket for the QL power was removed from the motherboard since the QL will now be powered at the Backplane.

The Tower case as received had openings in the back

I can now see the
top of my desk
again—the world is
full of
enlightenment—and
the QL works like a
dream,

be incorporated.

I can now see the top of my desk again—the world is full of enlightenment—and the QL works like a dream,

(Life in the IBM World...)

Do You Want to Make a Deal or Pay Full Price?

by
STEPHEN MANES

Abstracted from: The New York Times; Tuesday, September 5, 1995 (and Ruth Fegley)

On the left of the Egghead Software shelf sits a box of software priced at \$209.93.

On the right is a virtually identical box at \$439.83. The \$229.90 difference? The left-hand box is prominently labeled "Upgrade." The other one might as well be labeled: "Ridiculously overpriced! For suckers only!"

The second box is the computer world's equivalent of the full-fare airplane seat or the rack-rate hotel room, with even less reason for existence. After all, bedrooms and airline seats are territory. With software, there is always time to crank out another copy.

As with airlines, discounts on the most popular kinds of software are many and the best deal is usually the "version upgrade," which gives you a big discount on a new version of your existing software. Not quite as good is the "competitive upgrade" which give you a bonus for switching from one product to another. Both types tend to be cheapest immediately after a product is introduced.

For all this you can thank competition. Software makers remain so desperate to increase their shares of the PC market that they are still willing to cut very attractive deals to woo customers. But this consumer bonanza may not last forever. In the world of the Apple Macintosh, where competition is less intense, competitive upgrades are becoming harder to find. As Microsoft tightens its grip on the desktop, the same thing could well happen in the PC world.

THE CAPITAL AREA TIMEX/SINCLAIR USERS GROUP is a not-for-profit group serving the interests of those who own, use, or are interested in the Timex/Sinclair family of computers.

Officers:

Chairman	Monthly position
Vice-Chairman	Monthly position
Recording Secretary	Monthly position
Corresponding Secretary	Joe Miller
Treasurer	Barry Washington
Newsletter Editor	Mark Fisher
Voice, FAX, and DATA	for articles: (301) 589-7407

Meetings:

Monthly meetings are held from 12:00 M to 4:30 PM on the second Saturday of each month at the Hyattsville Library.

Membership:

User Group memberships cost \$10.00 per year, are good for 12 months and include all privileges (access to software libraries, group buys, etc.).

Mail dues to:

LeBaron (Barry) Washington
7044 Cindy Lane
Annandale VA 22003

Networks

Internet: send article submissions (short or long) to our club address, below.

Timex SIG on Compuserve: Wednesday night 10:00 PM Eastern Standard Time (GO CLUB)


QBOX BBS: (810) 254-9878

CATS on Internet:

mf0002@epfl2.epflbalto.org

CATS Newsletter
7044 Cindy Lane
Annandale VA 22003

FIRST CLASS MAIL

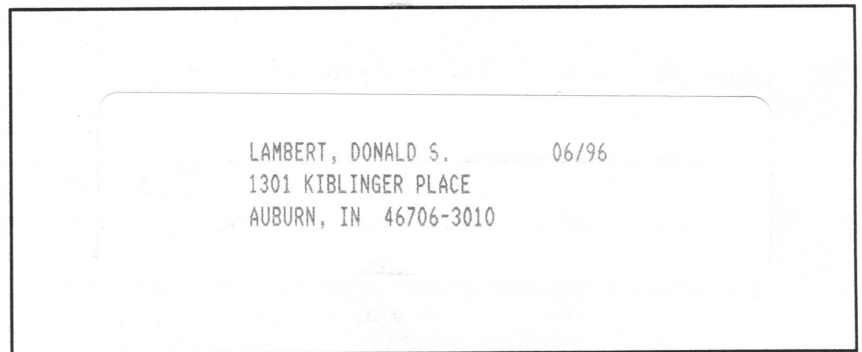


University Ave.

Adelphi Rd.

Hyattsville Public Library

410 East-West Hwy.



The next two meetings of CATS will be held on: April 13

(Paste up for May - June)

and ... May 11, 1996

2:00 PM General meeting

At: Hyattsville Public Library

